

BARWA GRAND PRIX OF QATAR

Race

Classification after 20 laps = 107.6 km

29

Pos		Rider	Nation	Team	Motorcycle	Total Time	Km/h	Gap
1	25	22 Sam LOWES	GBR	Elf Marc VDS Racing Team	KALEX	40'03.123	161.1	
2	20	87 Remy GARDNER	AUS	Red Bull KTM Ajo	KALEX	40'05.383	161.0	2.260
3	16	21 Fabio DI GIANNANTONIO	ITA	Federal Oil Gresini Moto2	KALEX	40'08.351	160.8	5.228
4	13	72 Marco BEZZECCHI	ITA	SKY Racing Team VR46	KALEX	40'08.364	160.8	5.241
5	11	25 Raul FERNANDEZ	SPA	Red Bull KTM Ajo	KALEX	40'09.268	160.7	6.145
6	10	16 Joe ROBERTS	USA	Italtrans Racing Team	KALEX	40'09.909	160.7	6.786
7	9	96 Jake DIXON	GBR	Petronas Sprinta Racing	KALEX	40'11.844	160.6	8.721
8	8	23 Marcel SCHROTTER	GER	Liqui Moly Intact GP	KALEX	40'14.034	160.4	10.911
9	7	64 Bo BENDSNEYDER	NED	Pertamina Mandalika SAG Team	KALEX	40'15.616	160.3	12.493
10	6	9 Jorge NAVARRO	SPA	MB Conveyors Speed Up	BOSCOSCURO	40'19.923	160.0	16.800
11	5	6 Cameron BEAUBIER	USA	American Racing	KALEX	40'20.270	160.0	17.147
12	4	13 Celestino VIETTI	ITA	SKY Racing Team VR46	KALEX	40'20.412	160.0	17.289
13	3	44 Aron CANET	SPA	Inde Aspar Team	BOSCOSCURO	40'20.650	160.0	17.527
14	2	37 Augusto FERNANDEZ	SPA	Elf Marc VDS Racing Team	KALEX	40'20.663	160.0	17.540
15	1	12 Thomas LUTHI	SWI	Pertamina Mandalika SAG Team	KALEX	40'20.939	160.0	17.816
16		14 Tony ARBOLINO	ITA	Liqui Moly Intact GP	KALEX	40'21.334	159.9	18.211
17		79 Ai OGURA	JPN	IDEMITSU Honda Team Asia	KALEX	40'22.266	159.9	19.143
18		19 Lorenzo DALLA PORTA	ITA	Italtrans Racing Team	KALEX	40'22.343	159.9	19.220
19		62 Stefano MANZI	ITA	Flexbox HP40	KALEX	40'28.929	159.4	25.806
20		5 Yari MONTELLA	ITA	MB Conveyors Speed Up	BOSCOSCURO	40'33.787	159.1	30.664
21		75 Albert ARENAS	SPA	Inde Aspar Team	BOSCOSCURO	40'33.831	159.1	30.708
22		11 Nicolò BULEGA	ITA	Federal Oil Gresini Moto2	KALEX	40'35.887	159.0	32.764
Not classified								
		35 Somkiat CHANTRA	THA	IDEMITSU Honda Team Asia	KALEX	38'21.253	159.9	1 lap
		97 Xavi VIERGE	SPA	Petronas Sprinta Racing	KALEX	28'17.915	159.6	6 laps
		40 Hector GARZO	SPA	Flexbox HP40	KALEX	18'17.854	158.7	11 laps
		55 Hafizh SYHRIN	MAL	NTS RW Racing GP	NTS	18'31.071	156.8	11 laps
		7 Lorenzo BALDASSARRI	ITA	MV Agusta Forward Racing	MV AGUSTA	12'17.674	157.5	14 laps
		42 Marcos RAMIREZ	SPA	American Racing	KALEX			

The results are provisional until the end of the limit for protest and appeals.

Time limit for protest expires 30' after publication of the results - Time:

These data/results cannot be reproduced, stored and/or transmitted in whole or in part by any manner of electronic, mechanical, photocopying, recording, broadcasting or otherwise now known or herein after developed without the previous express consent by the copyright owner, except for reproduction in daily press and regular printed publications on sale to the public within 60 days of the event related to those data/results and always provided that copyright symbol appears together as follows below.

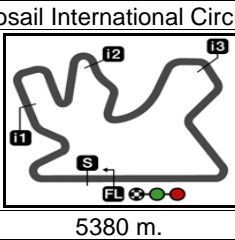
© DORNA, 2021

Official MotoGP Timing by TISSOT
www.motogp.com

Doha, Sunday, March 28, 2021

Page 1 of 2






BARWA GRAND PRIX OF QATAR

Race

Classification after 20 laps = 107.6 km

29

Pos	 Rider	Nation	Team	Motorcycle	Total Time	Km/h	Gap
-----	---	--------	------	------------	------------	------	-----

Race condition: Dry
Air: 21°
Humidity: 56%
Ground: 23°

Pole Position:		Sam LOWES	1'58.726	163.1 Km/h
Fastest Lap:	Lap 13	Remy GARDNER	1'59.491	162.0 Km/h
Best Race Lap:	2019	Thomas LUTHI	1'58.711	163.1 Km/h
All Time Lap Record:	2020	Joe ROBERTS	1'58.136	163.9 Km/h

18:05'49		SIGHTING LAP START
18:18'22		WARM UP LAP START
18:21'16		RACE START
<u>18:22'23</u>	-	No jump start
18:23'37	Marcos RAMIREZ	entered pits and retired
18:35'29	Lorenzo BALDASSARRI	crashed out - Rider OK
<u>18:38'47</u>	Hector GARZO	track limits warning
18:41'02	Hector GARZO	crashed out - Rider OK
18:42'41	Hafizh SYAHRIN	retired
18:50'54	Xavi VIERGE	crashed out - Rider OK
<u>18:58'44</u>	Sam LOWES	track limits warning
19:00'45	Somkiat CHANTRA	crashed out - Rider OK

The results are provisional until the end of the limit for protest and appeals.

Time limit for protest expires 30' after publication of the results - Time:

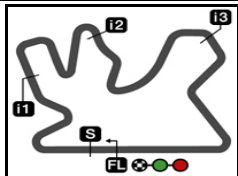
These data/results cannot be reproduced, stored and/or transmitted in whole or in part by any manner of electronic, mechanical, photocopying, recording, broadcasting or otherwise now known or herein after developed without the previous express consent by the copyright owner, except for reproduction in daily press and regular printed publications on sale to the public within 60 days of the event related to those data/results and always provided that copyright symbol appears together as follows below.

© DORNA, 2021

Official MotoGP Timing by **TISSOT**
 www.motogp.com

Doha, Sunday, March 28, 2021





5380 m.

BARWA GRAND PRIX OF QATAR

Moto2™

World Championship Classification

30

Rider		Points	Leader	Previous	QAT	DOH	POR	SPA	FRA	ITA	CAT	GER	NED	FIN	AUT	GBR	ARA	RSM	JPN	THA	AUS	MAL	VAL	
1	LOWES Sam	GBR	25			25																		
2	GARDNER Remy	AUS	20	5	5	20																		
3	DI GIANNANTONIO Fabio	ITA	16	9	4	16																		
4	BEZZECCHI Marco	ITA	13	12	3	13																		
5	FERNANDEZ Raul	SPA	11	14	2	11																		
6	ROBERTS Joe	USA	10	15	1	10																		
7	DIXON Jake	GBR	9	16	1	9																		
8	SCHROTTER Marcel	GER	8	17	1	8																		
9	BENDSNEYDER Bo	NED	7	18	1	7																		
10	NAVARRO Jorge	SPA	6	19	1	6																		
11	BEAUBIER Cameron	USA	5	20	1	5																		
12	VIETTI Celestino	ITA	4	21	1	4																		
13	CANET Aron	SPA	3	22	1	3																		
14	FERNANDEZ Augusto	SPA	2	23	1	2																		
15	LUTHI Thomas	SWI	1	24	1	1																		
16	ARBOLINO Tony	ITA	0	25	1	0																		
17	OGURA Ai	JPN	0	25	0	0																		
18	DALLA PORTA Lorenzo	ITA	0	25	0	0																		
19	MANZI Stefano	ITA	0	25	0	0																		
20	MONTELLA Yari	ITA	0	25	0	0																		
21	ARENAS Albert	SPA	0	25	0	0																		
22	BULEGA Nicolò	ITA	0	25	0	0																		

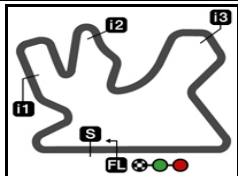
These data/results cannot be reproduced, stored and/or transmitted in whole or in part by any manner of electronic, mechanical, photocopying, recording, broadcasting or otherwise now known or herein after developed without the previous express consent by the copyright owner, except for reproduction in daily press and regular printed publications on sale to the public within 60 days of the event related to those data/results and always provided that copyright symbol appears together as follows below.
© DORNA, 2021

Official MotoGP Timing by TISSOT
www.motogp.com

Doha, Sunday, March 28, 2021

Page 1 of 2





5380 m.

BARWA GRAND PRIX OF QATAR

Moto2™

World Championship Classification

30

Constructor	<i>Points</i>	<i>Leader</i>	<i>Previous</i>	QAT	DOH	POR	SPA	FRA	ITA	CAT	GER	NED	FIN	AUT	GBR	ARA	RSM	JPN	THA	AUS	MAL	VAL
1 KALEX	25			25																		
2 BOSCOSCURO	6	19	19	6																		

Team	<i>Points</i>	<i>Leader</i>	<i>Previous</i>	QAT	DOH	POR	SPA	FRA	ITA	CAT	GER	NED	FIN	AUT	GBR	ARA	RSM	JPN	THA	AUS	MAL	VAL
1 RED BULL KTM AJO	31			31																		
2 ELF MARC VDS RACING TEAM	27	4	4	27																		
3 SKY RACING TEAM VR46	17	14	10	17																		
4 FEDERAL OIL GRESINI MOTO2	16	15	1	16																		
5 ITALTRANS RACING TEAM	10	21	6	10																		
6 PETRONAS SPRINTA RACING	9	22	1	9																		
7 LIQUI MOLY INTACT GP	8	23	1	8																		
8 PERTAMINA MANDALIKA SAG TEAM	8	23	0	8																		
9 MB CONVEYORS SPEED UP	6	25	2	6																		
10 AMERICAN RACING	5	26	1	5																		
11 INDE ASPAR TEAM	3	28	2	3																		

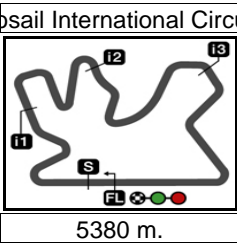
These data/results cannot be reproduced, stored and/or transmitted in whole or in part by any manner of electronic, mechanical, photocopying, recording, broadcasting or otherwise now known or herein after developed without the previous express consent by the copyright owner, except for reproduction in daily press and regular printed publications on sale to the public within 60 days of the event related to those data/results and always provided that copyright symbol appears together as follows below.
© DORNA, 2021

Official MotoGP Timing by TISSOT
www.motogp.com

Doha, Sunday, March 28, 2021

Page 2 of 2





BARWA GRAND PRIX OF QATAR

Race Lap Chart

31

Pos	1	2	3	4	5	6	7	8	9	10	11	12	13	14	15	16	17	18	19	20	21	22	23	24	25	26	27	28
Grid	22	25	64	72	16	87	21	9	13	96	11	44	23	19	97	35	12	14	79	42	37	6	75	62	40	7	5	55



1	72	22	64	25	96	21	16	87	13	9	23	35	19	44	12	11	37	79	14	97	6	62	7	40	5	75	55
2	72	22	25	64	96	21	87	16	9	13	23	35	44	19	11	12	37	97	79	14	6	62	40	7	5	75	55
3	22	72	25	96	64	87	21	16	9	23	13	35	12	44	19	97	37	79	14	6	11	62	40	7	5	75	55
4	22	25	72	96	87	64	16	21	9	35	23	13	12	19	97	79	44	37	14	6	62	11	40	7	5	75	55
5	22	25	72	87	96	64	16	21	9	35	13	23	12	97	19	44	79	6	37	14	62	11	40	7	75	5	55
6	22	25	72	87	96	16	21	64	9	23	13	35	12	97	37	44	19	6	79	14	62	40	75	11	7	5	55
7	22	25	72	87	96	16	21	64	9	23	13	12	35	97	37	6	44	19	14	79	62	40	11	75	5	55	
8	22	25	87	72	96	16	21	64	9	23	12	13	35	97	37	44	6	19	14	79	62	40	11	75	5	55	
9	22	87	25	72	16	21	96	9	64	23	12	35	13	97	37	44	6	19	14	62	79	40	11	75	5	55	
10	22	87	25	72	21	16	96	9	64	23	12	97	13	35	37	44	6	19	14	62	79	11	75	5			
L	22	87	25	72	21	16	96	9	64	23	97	12	13	35	37	44	6	14	19	79	62	11	75	5			
a	22	87	25	72	21	16	96	9	64	23	12	13	97	35	6	37	44	19	14	79	62	11	75	5			
P	22	87	25	72	21	16	96	9	64	23	12	97	13	35	37	6	44	19	14	79	62	11	75	5			
S	22	87	25	72	21	16	96	64	9	23	12	35	13	6	37	97	44	14	19	79	62	11	75	5			
15	22	87	25	72	21	16	96	64	23	9	13	12	6	37	44	35	14	19	79	62	11	5	75				
16	22	87	25	72	21	16	96	23	64	9	13	12	6	37	44	35	14	79	19	62	11	5	75				
17	22	87	25	72	21	16	96	23	64	9	13	12	6	44	35	37	14	19	79	62	11	5	75				
18	22	87	72	21	25	16	96	23	64	9	13	12	6	44	14	37	35	79	19	62	11	5	75				
19	22	87	72	21	25	16	96	23	64	9	13	6	12	44	14	37	35	79	19	62	5	75	11				
20	22	87	21	72	25	16	96	23	64	9	6	13	44	37	12	14	79	19	62	5	75	11					

Winner Lapped rider

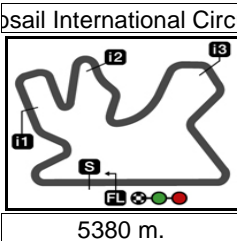
These data/results cannot be reproduced, stored and/or transmitted in whole or in part by any manner of electronic, mechanical, photocopying, recording, broadcasting or otherwise now known or herein after developed without the previous express consent by the copyright owner, except for reproduction in daily press and regular printed publications on sale to the public within 60 days of the event related to those data/results and always provided that copyright symbol appears together as follows below.

© DORNA, 2021

Official MotoGP Timing by TISSOT
www.motogp.com

Doha, Sunday, March 28, 2021





BARWA GRAND PRIX OF QATAR

Race

Fastest Lap of Each Rider

32

	Rider	Nation	Team	Motorcycle	Time	Lap Total	Gap
1	87 Remy GARDNER	AUS	Red Bull KTM Ajo	KALEX	1'59.491	13 20	
2	22 Sam LOWES	GBR	Elf Marc VDS Racing Team	KALEX	1'59.502	13 20	0.011 0.011
3	21 Fabio DI GIANNANTONIO	ITA	Federal Oil Gresini Moto2	KALEX	1'59.590	5 20	0.099 0.088
4	25 Raul FERNANDEZ	SPA	Red Bull KTM Ajo	KALEX	1'59.710	5 20	0.219 0.120
5	16 Joe ROBERTS	USA	Italtrans Racing Team	KALEX	1'59.745	6 20	0.254 0.035
6	72 Marco BEZZECCHI	ITA	SKY Racing Team VR46	KALEX	1'59.758	7 20	0.267 0.013
7	96 Jake DIXON	GBR	Petronas Sprinta Racing	KALEX	1'59.764	15 20	0.273 0.006
8	23 Marcel SCHROTTER	GER	Liqui Moly Intact GP	KALEX	1'59.771	13 20	0.280 0.007
9	14 Tony ARBOLINO	ITA	Liqui Moly Intact GP	KALEX	1'59.866	19 20	0.375 0.095
10	79 Ai OGURA	JPN	IDEMITSU Honda Team Asia	KALEX	1'59.950	18 20	0.459 0.084
11	9 Jorge NAVARRO	SPA	MB Conveyors Speed Up	BOSCOSCURO	1'59.954	8 20	0.463 0.004
12	19 Lorenzo DALLA PORTA	ITA	Italtrans Racing Team	KALEX	2'00.022	17 20	0.531 0.068
13	6 Cameron BEAUBIER	USA	American Racing	KALEX	2'00.045	14 20	0.554 0.023
14	12 Thomas LUTHI	SWI	Pertamina Mandalika SAG Team	KALEX	2'00.105	5 20	0.614 0.060
15	44 Aron CANET	SPA	Inde Aspar Team	BOSCOSCURO	2'00.124	19 20	0.633 0.019
16	37 Augusto FERNANDEZ	SPA	Elf Marc VDS Racing Team	KALEX	2'00.130	19 20	0.639 0.006
17	64 Bo BENDSNEYDER	NED	Pertamina Mandalika SAG Team	KALEX	2'00.170	5 20	0.679 0.040
18	97 Xavi VIERGE	SPA	Petronas Sprinta Racing	KALEX	2'00.183	8 14	0.692 0.013
19	11 Nicolò BULEGA	ITA	Federal Oil Gresini Moto2	KALEX	2'00.196	5 20	0.705 0.013
20	13 Celestino VIETTI	ITA	SKY Racing Team VR46	KALEX	2'00.241	18 20	0.750 0.045
21	35 Somkiat CHANTRA	THA	IDEMITSU Honda Team Asia	KALEX	2'00.248	13 19	0.757 0.007
22	62 Stefano MANZI	ITA	Flexbox HP40	KALEX	2'00.382	9 20	0.891 0.134
23	40 Hector GARZO	SPA	Flexbox HP40	KALEX	2'00.597	3 9	1.106 0.215
24	5 Yari MONTELLA	ITA	MB Conveyors Speed Up	BOSCOSCURO	2'00.635	18 20	1.144 0.038
25	75 Albert ARENAS	SPA	Inde Aspar Team	BOSCOSCURO	2'00.674	18 20	1.183 0.039
26	7 Lorenzo BALDASSARRI	ITA	MV Agusta Forward Racing	MV AGUSTA	2'00.987	3 6	1.496 0.313
27	55 Hafizh SYAHRIN	MAL	NTS RW Racing GP	NTS	2'02.158	2 9	2.667 1.171

These data/results cannot be reproduced, stored and/or transmitted in whole or in part by any manner of electronic, mechanical, photocopying, recording, broadcasting or otherwise now known or herein after developed without the previous express consent by the copyright owner, except for reproduction in daily press and regular printed publications on sale to the public within 60 days of the event related to those data/results and always provided that copyright symbol appears together as follows below.

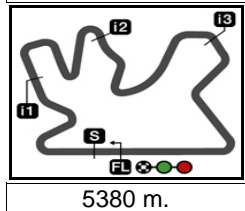
© DORNA, 2021

Official MotoGP Timing by TISSOT
www.motogp.com

Doha, Sunday, March 28, 2021







BARWA GRAND PRIX OF QATAR

After the Race

Event Best Maximum Speed

33



Rider	Nation Team	Motorcycle	Km/h	
42 Marcos RAMIREZ	SPA American Racing	KALEX	295.8	Free Practice Nr. 1
13 Celestino VIETTI	ITA SKY Racing Team VR46	KALEX	295.0	Qualifying Nr. 1
9 Jorge NAVARRO	SPA MB Conveyors Speed Up	BOSCOSCURO	295.0	Free Practice Nr. 1
35 Somkiat CHANTRA	THA IDEMITSU Honda Team Asia	KALEX	295.0	Qualifying Nr. 1
14 Tony ARBOLINO	ITA Liqui Moly Intact GP	KALEX	294.2	Free Practice Nr. 1
75 Albert ARENAS	SPA Inde Aspar Team	BOSCOSCURO	294.2	Free Practice Nr. 1
62 Stefano MANZI	ITA Flexbox HP40	KALEX	294.2	Free Practice Nr. 2
25 Raul FERNANDEZ	SPA Red Bull KTM Ajo	KALEX	293.4	Free Practice Nr. 3
6 Cameron BEAUBIER	USA American Racing	KALEX	293.4	Free Practice Nr. 3
19 Lorenzo DALLA PORTA	ITA Italtrans Racing Team	KALEX	293.4	Qualifying Nr. 1
72 Marco BEZZECCHI	ITA SKY Racing Team VR46	KALEX	293.4	Free Practice Nr. 3
11 Nicolò BULEGA	ITA Federal Oil Gresini Moto2	KALEX	292.6	Free Practice Nr. 2
23 Marcel SCHROTTER	GER Liqui Moly Intact GP	KALEX	292.6	Free Practice Nr. 2
79 Ai OGURA	JPN IDEMITSU Honda Team Asia	KALEX	292.6	Qualifying Nr. 1
87 Remy GARDNER	AUS Red Bull KTM Ajo	KALEX	292.6	Free Practice Nr. 2
16 Joe ROBERTS	USA Italtrans Racing Team	KALEX	292.6	Free Practice Nr. 3
37 Augusto FERNANDEZ	SPA Elf Marc VDS Racing Team	KALEX	291.8	Free Practice Nr. 3
40 Hector GARZO	SPA Flexbox HP40	KALEX	291.8	Qualifying Nr. 1
64 Bo BENDSNEYDER	NED Pertamina Mandalika SAG Team	KALEX	291.8	Free Practice Nr. 2
97 Xavi VIERGE	SPA Petronas Sprinta Racing	KALEX	291.1	Free Practice Nr. 1
21 Fabio DI GIANNANTONIO	ITA Federal Oil Gresini Moto2	KALEX	291.1	Free Practice Nr. 3
5 Yari MONTELLA	ITA MB Conveyors Speed Up	BOSCOSCURO	290.3	Qualifying Nr. 1
55 Hafizh SYHRIN	MAL NTS RW Racing GP	NTS	290.3	Qualifying Nr. 1
44 Aron CANET	SPA Inde Aspar Team	BOSCOSCURO	290.3	Free Practice Nr. 3
22 Sam LOWES	GBR Elf Marc VDS Racing Team	KALEX	289.5	Free Practice Nr. 2
12 Thomas LUTHI	SWI Pertamina Mandalika SAG Team	KALEX	289.5	Free Practice Nr. 3
96 Jake DIXON	GBR Petronas Sprinta Racing	KALEX	288.7	Free Practice Nr. 3
7 Lorenzo BALDASSARRI	ITA MV Agusta Forward Racing	MV AGUSTA	288.0	Free Practice Nr. 2
24 Simone CORSI	ITA MV Agusta Forward Racing	MV AGUSTA	287.2	Qualifying Nr. 1
70 Barry BALTUS	BEL NTS RW Racing GP	NTS	287.2	Free Practice Nr. 2

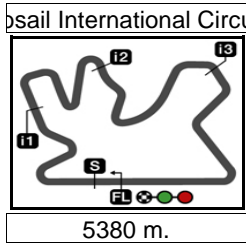
These data/results cannot be reproduced, stored and/or transmitted in whole or in part by any manner of electronic, mechanical, photocopying, recording, broadcasting or otherwise now known or herein after developed without the previous express consent by the copyright owner, except for reproduction in daily press and regular printed publications on sale to the public within 60 days of the event related to those data/results and always provided that copyright symbol appears together as follows below.

© DORNA, 2021

Official MotoGP Timing by TISSOT
www.motogp.com

Doha, Sunday, March 28, 2021





BARWA GRAND PRIX OF QATAR

Race

Chronological Analysis of Performances

34

* Lap / Sector time cancelled **T1** Time from finish line to 1st intermediate **T3** Time from 2nd intermed. to 3rd intermed.
P Crossing the finish line in pit lane **T2** Time from 1st intermed. to 2nd intermed. **T4** Time from 3rd intermediate to finish line

Lap	Lap Time	T1	T2	T3	T4	Speed	Lap	Lap Time	T1	T2	T3	T4	Speed		
1st	22	Sam LOWES Elf Marc VDS Racing GBR						3rd	21	Fabio DI GIANNANT Federal Oil Gresini M ITA					
		Runs=1	Total laps=20	Full laps=16					Runs=1	Total laps=20	Full laps=18				
1	2'06.039	32.017	31.104	29.103	33.815	170.6	1	2'07.005	32.562	31.610	29.217	33.616	174.1		
2	2'00.079	26.138	31.075	29.175	33.691	279.0	2	1'59.944	26.141	30.893	29.146	33.764	280.5		
3	1'59.895	26.179	30.793	29.233	33.690	281.9	3	2'00.526	26.117	31.249	29.290	33.870	282.7		
4	1'59.747	25.998	30.805	29.099	33.845	273.4	4	2'01.449	26.068	31.101	29.231	35.049	279.0		
5	2'00.293 *	25.889	30.776	29.123	34.505*	274.1	5	1'59.590	26.260	30.783	28.913	33.634	278.3		
6	1'59.696	26.183	30.639	29.048	33.826	270.6	6	2'00.101	26.193	31.213	29.084	33.611	282.7		
7	1'59.715	26.015	30.773	29.056	33.871	273.4	7	1'59.783	26.085	30.966	29.066	33.666	277.6		
8	1'59.803	26.114	30.702	29.127	33.860	271.3	8	1'59.882	26.114	30.936	29.133	33.699	279.0		
9	1'59.529	25.969	30.810	29.034	33.716	272.0	9	1'59.992	26.229	30.940	29.110	33.713	282.7		
10	1'59.762	25.921	30.817	29.129	33.895	273.4	10	2'00.394 *	26.136	31.038	29.469	33.751*	280.5		
11	2'00.014	26.039	30.897	29.112	33.966	273.4	11	1'59.844	26.042	30.895	29.207	33.700	276.2		
12	1'59.661	25.901	30.826	29.134	33.800	275.5	12	1'59.867	26.007	30.865	29.260	33.735	278.3		
13	1'59.502	25.930	30.805	29.074	33.693	274.1	13	1'59.803	26.076	30.837	29.292	33.598	278.3		
14	1'59.583 *	25.914	30.735	29.051	33.883*	274.1	14	1'59.992	26.045	31.027	29.197	33.723	278.3		
15	2'00.042	26.120	30.892	29.105	33.925	271.3	15	1'59.785	26.138	30.852	29.082	33.713	276.2		
16	1'59.805	26.034	30.790	29.173	33.808	273.4	16	1'59.873	26.069	30.889	29.193	33.722	279.7		
17	1'59.752	25.968	30.769	29.231	33.784	275.5	17	1'59.889	26.079	30.918	29.222	33.670	279.7		
18	2'00.117 *	26.040	30.857	29.157	34.063*	274.8	18	2'00.340	26.060	31.097	29.407	33.776	279.7		
19	1'59.798	25.940	30.788	29.210	33.860	274.8	19	1'59.776	26.102	30.853	29.177	33.644	276.2		
20	2'00.291	26.155	30.985	29.312	33.839	270.0	20	2'00.516	26.184	30.956	29.405	33.971	279.7		

2nd	87	Remy GARDNER Red Bull KTM Ajo AUS						4th	72	Marco BEZZECCHI SKY Racing Team VR ITA					
		Runs=1	Total laps=20	Full laps=19					Runs=1	Total laps=20	Full laps=18				
1	2'07.548	32.832	31.219	29.687	33.810	171.9	1	2'05.818	31.761	30.933	29.342	33.782	175.6		
2	1'59.606	26.151	30.859	28.984	33.612	277.6	2	2'00.195	26.165	30.994	29.263	33.773	273.4		
3	2'00.092	26.090	31.185	29.079	33.738	281.2	3	2'00.474	26.371	31.150	29.282	33.671	273.4		
4	2'00.289	25.926	30.844	29.777	33.742	281.9	4	2'00.488	26.266	31.151	29.465	33.606	278.3		
5	1'59.772	26.032	31.019	29.119	33.602	279.0	5	1'59.956	26.142	30.998	29.198	33.618	278.3		
6	1'59.550	26.234	30.754	28.995	33.567	270.6	6	1'59.779	26.061	30.924	29.162	33.632	274.8		
7	1'59.767	26.005	30.918	29.053	33.791	279.0	7	1'59.758	26.065	30.802	29.184	33.707	275.5		
8	1'59.607	26.049	30.799	28.988	33.771	276.2	8	2'00.475	26.171	31.245	29.268	33.791	276.2		
9	1'59.876	26.116	31.025	28.966	33.769	274.8	9	2'00.486	26.073	31.170	29.358	33.885	276.9		
10	1'59.864	26.101	30.919	29.031	33.813	272.0	10	2'00.011	26.050	30.834	29.345	33.782	276.9		
11	1'59.933	26.089	30.831	29.201	33.812	272.0	11	2'00.171	26.066	30.986	29.426	33.693	277.6		
12	1'59.598	26.050	30.785	29.050	33.713	274.1	12	2'00.142	25.969	31.081	29.366	33.726	279.7		
13	1'59.491	26.092	30.793	29.017	33.589	273.4	13	1'59.993	26.060	30.943	29.315	33.675	276.9		
14	1'59.837	26.040	30.894	29.036	33.867	274.1	14	2'00.012	25.981	30.870	29.386	33.775	277.6		
15	2'00.105	26.166	30.948	29.147	33.844	271.3	15	1'59.864	26.035	30.898	29.203	33.728	274.8		
16	1'59.907	26.113	30.890	29.163	33.741	273.4	16	1'59.891	25.973	30.941	29.364	33.613	277.6		
17	2'00.026	26.140	30.836	29.159	33.891	274.1	17	1'59.918	26.054	30.948	29.335	33.581	279.0		
18	1'59.952	26.161	30.871	29.164	33.756	272.7	18	1'59.964 *	26.050	31.049	29.235	33.630*	281.9		
19	2'00.289	26.116	31.017	29.235	33.921	274.1	19	2'00.283	26.037	31.021	29.459	33.766	276.2		
20	2'00.274	26.255	30.913	29.199	33.907	271.3	20	2'00.686	26.171	31.003	29.644	33.868	273.4		

Fastest Lap: Remy GARDNER Red Bull KTM Ajo AUS **1'59.491** 26.092 30.793 29.017 33.589

These data/results cannot be reproduced, stored and/or transmitted in whole or in part by any manner of electronic, mechanical, photocopying, recording, broadcasting or otherwise now known or herein after developed without the previous express consent by the copyright owner, except for reproduction in daily press and regular printed publications on sale to the public within 60 days of the event related to those data/results and always provided that copyright symbol appears together as follows below.
 © DORNA, 2021



Race

Moto2

Lap	Lap Time	T1	T2	T3	T4	Speed	Lap	Lap Time	T1	T2	T3	T4	Speed	
5th	25	Raul FERNANDEZ Red Bull KTM Ajo SPA						9	2'00.411	26.239	31.272	29.209	33.691	273.4
		Runs=1		Total laps=20		Full laps=19	10	2'00.518	26.152	31.068	29.380	33.918	279.0	
1	2'06.458	32.244	31.185	29.254	33.775	166.1	11	2'00.145	26.125	31.060	29.267	33.693	279.0	
2	1'59.897	26.063	30.877	29.218	33.739	280.5	12	2'00.013	26.119	30.961	29.264	33.669	279.7	
3	2'00.212	26.320	31.011	29.264	33.617	280.5	13	1'59.893	26.098	30.977	29.221	33.597	278.3	
4	1'59.980	26.093	30.839	29.208	33.840	283.4	14	2'00.184	26.104	31.010	29.209	33.861	279.7	
5	1'59.710	26.133	30.718	29.023	33.836	276.2	15	1'59.764	26.152	30.870	29.125	33.617	276.2	
6	1'59.862	26.274	30.775	29.086	33.727	276.9	16	2'00.140	26.164	31.008	29.204	33.764	280.5	
7	1'59.835	26.083	30.768	29.149	33.835	276.2	17	2'00.335	26.097	30.971	29.476	33.791	277.6	
8	1'59.963	26.208	30.731	29.127	33.897	275.5	18	2'00.552	26.161	31.059	29.479	33.853	275.5	
9	2'00.619	26.352	31.331	29.169	33.767	274.8	19	2'00.563	26.139	30.981	29.390	34.053	276.9	
10	2'00.208	26.167	30.956	29.347	33.738	278.3	20	2'01.213	26.382	31.243	29.681	33.907	273.4	
11	1'59.997	26.169	30.899	29.177	33.752	277.6	8th 23 Marcel SCHROTTE Liqui Moly Intact GP GER							
12	1'59.754	26.052	30.769	29.215	33.718	279.7	Runs=1		Total laps=20		Full laps=18			
13	1'59.969	26.217	30.799	29.218	33.735	277.6	1	2'08.286	33.202	31.696	29.419	33.969	183.0	
14	2'00.155	26.078	30.910	29.212	33.955	278.3	2	2'00.750	26.360	31.268	29.343	33.779	287.2	
15	2'00.374	26.140	30.953	29.264	34.017	275.5	3	2'00.603	26.498	31.126	29.145	33.834	280.5	
16	2'00.036	26.068	30.819	29.289	33.860	277.6	4	2'01.023	26.869	31.182	29.227	33.745	275.5	
17	2'00.347	26.096	30.941	29.319	33.991	278.3	5	2'00.679 *	26.126	31.016	29.554	33.983*	280.5	
18	2'00.842	26.264	31.035	29.772	33.771	277.6	6	2'00.160	26.248	30.829	29.140	33.943	282.7	
19	2'00.498	26.222	30.973	29.366	33.937	281.2	7	2'00.275	26.284	30.848	29.262	33.881	270.0	
20	2'00.552	26.136	30.988	29.536	33.892	277.6	8	2'00.404	26.268	30.878	29.267	33.991	270.0	
6th 16 Joe ROBERTS Italtrans Racing Team USA							9	2'00.272	26.204	30.897	29.373	33.798	270.0	
		Runs=1		Total laps=20		Full laps=17	10	2'00.023	26.126	30.793	29.321	33.783	271.3	
1	2'07.543	32.298	31.944	29.655	33.646	173.6	11	2'00.149	26.049	30.777	29.516	33.807	272.7	
2	2'00.021 *	26.221	30.964	29.044	33.792*	275.5	12	1'59.815	26.037	30.783	29.308	33.687	273.4	
3	2'00.398	26.153	31.048	29.205	33.992	278.3	13	1'59.771	26.129	30.845	29.225	33.572	274.8	
4	2'00.346	26.090	31.072	29.295	33.889	277.6	14	2'00.135	26.164	30.981	29.270	33.720	276.2	
5	2'00.088	26.160	30.972	29.216	33.740	279.7	15	2'00.283	26.143	30.952	29.337	33.851	277.6	
6	1'59.745	26.069	30.915	29.078	33.683	280.5	16	2'00.100	26.173	30.814	29.235	33.878	272.7	
7	1'59.983	26.115	30.950	29.121	33.797	275.5	17	2'00.187	26.130	30.829	29.354	33.874	271.3	
8	2'00.021	26.095	30.931	29.244	33.751	276.2	18	2'00.145	26.161	30.847	29.315	33.822	270.0	
9	1'59.945	26.089	30.908	29.187	33.761	278.3	19	2'00.380	26.075	30.912	29.382	34.011	272.0	
10	2'00.830 *	26.163	31.050	29.697	33.920*	274.1	20	2'00.594	26.275	30.977	29.383	33.959	269.3	
11	2'00.081	26.114	30.872	29.199	33.896	276.9	9th 64 Bo BENDSNEYDER Pertamina Mandalika NED							
12	1'59.946	26.142	30.864	29.197	33.743	276.9	Runs=1		Total laps=20		Full laps=18			
13	1'59.958	26.085	30.946	29.191	33.736	275.5	1	2'06.439	31.976	31.336	29.298	33.829	168.4	
14	2'00.030	26.077	30.951	29.153	33.849	274.8	2	2'00.270 *	26.229	31.001	29.233	33.807*	277.6	
15	1'59.941	26.176	30.828	29.125	33.812	273.4	3	2'00.502	26.242	31.192	29.280	33.788	276.9	
16	1'59.880	26.126	30.941	29.103	33.710	275.5	4	2'00.873	26.226	31.397	29.365	33.885	283.4	
17	2'00.243	26.112	30.924	29.405	33.802	275.5	5	2'00.170	26.165	30.908	29.202	33.895	278.3	
18	2'00.420	26.260	30.937	29.409	33.814	272.7	6	2'01.065	26.173	31.821	29.257	33.814	275.5	
19	2'00.012	26.194	30.879	29.140	33.799	274.8	7	2'00.294	26.176	30.952	29.267	33.899	274.8	
20	2'00.478	26.164	31.311	29.278	33.725	274.1	8	2'00.269	26.150	30.857	29.262	34.000	274.1	
7th 96 Jake DIXON Petronas Sprinta Raci GBR							9	2'00.578	26.460	30.988	29.302	33.828	274.8	
		Runs=1		Total laps=20		Full laps=19	10	2'00.621	26.185	31.004	29.595	33.837	279.0	
1	2'06.574	32.352	31.301	29.226	33.695	180.0	11	2'00.274	26.133	30.872	29.386	33.883	279.7	
2	2'00.157	26.158	31.131	29.200	33.668	283.4	12	2'00.290	26.052	31.017	29.429	33.792	279.7	
3	2'00.163	26.018	31.123	29.256	33.766	279.7	13	2'00.216	26.099	30.965	29.420	33.732	281.2	
4	2'00.403	26.227	31.166	29.271	33.739	277.6	14	2'00.318	26.138	30.877	29.274	34.029	277.6	
5	2'00.012	26.142	30.919	29.221	33.730	276.2	15	2'00.435	26.242	30.886	29.330	33.977	272.0	
6	2'00.279	26.210	31.050	29.179	33.840	273.4	16	2'00.895	26.406	30.970	29.467	34.052	272.0	
7	2'00.233	26.138	30.879	29.398	33.818	274.8	17	2'00.560	26.188	30.934	29.521	33.917	277.6	
8	2'00.292	26.203	31.003	29.248	33.838	272.7	18	2'00.535	26.260	30.916	29.447	33.912	275.5	

Fastest Lap: Remy GARDNER Red Bull KTM Ajo AUS **1'59.491** 26.092 30.793 29.017 33.589

These data/results cannot be reproduced, stored and/or transmitted in whole or in part by any manner of electronic, mechanical, photocopying, recording, broadcasting or otherwise now known or herein after developed without the previous express consent by the copyright owner, except for reproduction in daily press and regular printed publications on sale to the public within 60 days of the event related to those data/results and always provided that copyright symbol appears together as follows below.
© DORNA, 2021

Race

Moto2

Lap	Lap Time	T1	T2	T3	T4	Speed	Lap	Lap Time	T1	T2	T3	T4	Speed
19	2'00.552	26.171	30.988	29.453	33.940	276.2	6	2'00.372	26.261	31.085	29.240	33.786	283.4
20	2'00.460	26.213	30.930	29.401	33.916	273.4	7	2'00.596	26.472	30.958	29.290	33.876	279.7
10th 9 Jorge NAVARRO MB Conveyors Speed SPA							8	2'00.941	26.475	30.992	29.230	34.244	281.2
Runs=1 Total laps=20 Full laps=18							9	2'00.669	26.489	30.992	29.332	33.856	279.7
1	2'08.179	32.990	31.464	29.763	33.962	181.5	10	2'00.938	26.398	31.299	29.421	33.820	281.9
2	2'00.505	26.370	31.017	29.289	33.829	284.9	11	2'00.614	26.305	30.997	29.380	33.932	285.7
3	2'00.330	26.318	30.909	29.207	33.896	277.6	12	2'00.899	26.349	31.108	29.405	34.037	284.9
4	2'00.491	26.276	30.865	29.441	33.909	276.9	13	2'00.283	26.244	30.977	29.325	33.737	278.3
5	2'00.050	26.205	30.751	29.280	33.814	278.3	14	2'00.432	26.400	30.940	29.249	33.843	286.4
6	2'00.272	26.216	30.919	29.335	33.802	276.2	15	2'00.395	26.276	30.937	29.285	33.897	283.4
7	2'00.141	26.165	30.819	29.259	33.898	277.6	16	2'00.403	26.208	30.998	29.313	33.884	281.2
8	1'59.954	26.156	30.841	29.191	33.766	276.2	17	2'00.581	26.371	30.955	29.370	33.885	278.3
9	2'00.281 *	26.295	30.812	29.260	33.914*	280.5	18	2'00.241	26.304	30.982	29.302	33.653	278.3
10	2'00.617	26.245	31.047	29.566	33.759	275.5	19	2'01.127	26.271	31.594	29.392	33.870	280.5
11	2'00.255	26.200	30.810	29.468	33.777	276.2	20	2'00.632	26.184	31.223	29.468	33.757	279.0
12	2'00.391	26.135	31.000	29.450	33.806	276.9	13th 44 Aron CANET Inde Aspar Team SPA						
13	2'00.377	26.195	30.831	29.417	33.934	275.5	Runs=1 Total laps=20 Full laps=18						
14	2'00.457	26.402	30.944	29.295	33.816	276.2	1	2'09.158	33.419	32.016	29.244	34.479	184.6
15	2'00.839	26.485	31.069	29.352	33.933	271.3	2	2'00.864	26.295	31.220	29.323	34.026	283.4
16	2'00.920	26.332	31.136	29.580	33.872	279.0	3	2'01.126	26.494	31.213	29.396	34.023	278.3
17	2'01.393	26.470	31.201	29.688	34.034	279.7	4	2'01.436	26.504	31.594	29.275	34.063	274.8
18	2'01.174	26.408	31.170	29.699	33.897	276.2	5	2'00.759	26.340	31.216	29.241	33.962	283.4
19	2'01.364	26.262	31.050	29.783	34.269	276.2	6	2'00.821	26.282	31.149	29.331	34.059	281.9
20	2'01.933	26.675	31.223	29.733	34.302	274.1	7	2'00.635	26.147	31.194	29.123	34.171	276.2
11th 6 Cameron BEAUBIE American Racing USA							8	2'00.543	26.304	31.009	29.149	34.081	279.0
Runs=1 Total laps=20 Full laps=18							9	2'00.340	26.168	31.055	29.233	33.884	276.9
1	2'10.077	33.977	32.611	29.718	33.771	196.0	10	2'00.352	26.210	31.063	29.325	33.754	276.9
2	2'01.326	26.558	31.485	29.428	33.855	291.1	11	2'00.346	26.063	31.044	29.392	33.847	279.0
3	2'00.582	26.195	31.393	29.271	33.723	285.7	12	2'00.616	26.208	31.004	29.341	34.063	281.9
4	2'01.263	26.320	31.878	29.327	33.738	291.1	13	2'00.707	26.061	31.615	29.225	33.806	285.7
5	2'00.301	26.124	31.202	29.224	33.751	289.5	14	2'00.329	26.213	31.002	29.313	33.801	279.0
6	2'00.727	26.540	31.238	29.191	33.758	289.5	15	2'00.600 *	26.178	30.925	29.657	33.840*	282.7
7	2'00.365 *	26.399	30.984	29.151	33.831*	289.5	16	2'00.310	26.151	31.040	29.315	33.804	276.9
8	2'01.212	26.395	31.650	29.350	33.817	282.7	17	2'00.517	26.194	30.915	29.300	34.108	278.3
9	2'00.118	26.231	30.955	29.231	33.701	281.9	18	2'00.494	26.218	31.156	29.310	33.810	276.9
10	2'00.069	26.063	31.106	29.353	33.547	284.2	19	2'00.124	26.160	30.917	29.274	33.773	276.2
11	2'00.374	26.266	31.045	29.326	33.737	284.2	20	2'00.573	26.074	31.139	29.295	34.065	280.5
12	2'00.289	25.973	31.014	29.332	33.970	287.2	14th 37 Augusto FERNAND Elf Marc VDS Racing SPA						
13	2'00.681	26.191	31.635	29.270	33.585	287.2	Runs=1 Total laps=20 Full laps=18						
14	2'00.045	26.131	31.041	29.170	33.703	286.4	1	2'09.657	33.766	32.248	29.774	33.869	194.5
15	2'00.122	26.158	31.015	29.318	33.631	282.7	2	2'00.815	26.391	31.318	29.397	33.709	288.0
16	2'00.747	26.397	31.320	29.310	33.720	283.4	3	2'01.032	26.425	31.397	29.493	33.717	290.3
17	2'00.280	26.134	31.138	29.281	33.727	284.9	4	2'01.251	26.480	31.581	29.392	33.798	291.1
18	2'00.354	26.302	31.141	29.363	33.548	281.9	5	2'00.931	26.458	31.208	29.551	33.714	288.7
19	2'00.905	26.145	31.267	29.428	34.065	286.4	6	2'00.443	26.084	31.147	29.377	33.835	288.0
20	2'00.433	26.186	31.036	29.384	33.827	283.4	7	2'00.372	26.072	30.891	29.416	33.993	281.9
12th 13 Celestino VIETTI SKY Racing Team VR ITA							8	2'00.549	26.186	31.029	29.447	33.887	280.5
Runs=1 Total laps=20 Full laps=19							9	2'00.393	26.097	31.000	29.458	33.838	281.2
1	2'08.045	33.112	31.485	29.505	33.943	181.8	10	2'00.429	26.078	31.087	29.517	33.747	281.2
2	2'00.786	26.406	31.317	29.285	33.778	285.7	11	2'00.367	26.036	31.019	29.522	33.790	281.9
3	2'00.944	26.631	31.354	29.280	33.679	283.4	12	2'00.653	25.925	31.055	29.313	34.360	283.4
4	2'01.097	26.783	31.283	29.168	33.863	284.2	13	2'00.359	26.037	31.290	29.408	33.624	288.0
5	2'00.417	26.248	30.885	29.377	33.907	285.7	14	2'00.313	25.960	31.100	29.586	33.667	284.2
							15	2'00.515 *	26.156	31.267*	29.383	33.709	283.4

Fastest Lap: Remy GARDNER Red Bull KTM Ajo AUS 1'59.491 26.092 30.793 29.017 33.589

These data/results cannot be reproduced, stored and/or transmitted in whole or in part by any manner of electronic, mechanical, photocopying, recording, broadcasting or otherwise now known or herein after developed without the previous express consent by the copyright owner, except for reproduction in daily press and regular printed publications on sale to the public within 60 days of the event related to those data/results and always provided that copyright symbol appears together as follows below.
© DORNA, 2021

Race

Moto2

Lap	Lap Time	T1	T2	T3	T4	Speed	Lap	Lap Time	T1	T2	T3	T4	Speed
16	2'00.601	25.943	31.375	29.454	33.829	283.4	3	2'00.668	26.359	31.321	29.348	33.640	285.7
17	2'00.830	25.955	31.153	29.493	34.229	283.4	4	2'00.910	26.565	31.235	29.312	33.798	283.4
18	2'00.869	26.353	31.140	29.421	33.955	280.5	5	2'00.926	26.646	31.150	29.400	33.730	281.2
19	2'00.130	26.128	30.997	29.297	33.708	288.0	6	2'01.148	26.624	31.399	29.392	33.733	282.7
20	2'00.154	25.999	31.155	29.382	33.618	287.2	7	2'00.784	26.352	31.075	29.570	33.787	284.2

15th 12 Thomas LUTHI Pertamina Mandalika SWI
Runs=1 Total laps=20 Full laps=19

1	2'09.301	33.677	32.177	29.506	33.941	190.4
2	2'01.115	26.453	31.418	29.428	33.816	284.9
3	2'00.723	26.379	31.088	29.391	33.865	285.7
4	2'00.180	26.058	31.015	29.349	33.758	276.2
5	2'00.105	26.158	30.871	29.273	33.803	280.5
6	2'00.471	26.442	31.115	29.351	33.563	285.7
7	2'00.415	26.489	31.001	29.257	33.668	287.2
8	2'00.613	26.245	30.848	29.408	34.112	284.2
9	2'00.738	26.176	30.982	29.400	34.180	274.8
10	2'00.891	26.142	31.032	29.661	34.056	275.5
11	2'00.756	26.239	31.086	29.544	33.887	274.1
12	2'00.461	26.046	31.068	29.353	33.994	281.2
13	2'00.341	26.122	30.940	29.335	33.944	274.8
14	2'00.412	26.096	30.972	29.350	33.994	275.5
15	2'00.927	26.220	30.987	29.494	34.226	272.0
16	2'00.679	26.444	30.938	29.394	33.903	274.1
17	2'00.422	26.135	31.047	29.400	33.840	279.7
18	2'00.227	26.234	31.043	29.303	33.647	282.7
19	2'01.276	26.184	31.654	29.454	33.984	285.7
20	2'00.886	26.255	31.117	29.512	34.002	281.9

16th 14 Tony ARBOLINO Liqui Moly Intact GP ITA
Runs=1 Total laps=20 Full laps=19

1	2'09.860	33.915	32.355	29.750	33.840	190.8
2	2'01.128	26.703	31.362	29.354	33.709	290.3
3	2'00.854	26.442	31.350	29.354	33.708	288.7
4	2'01.294	26.350	31.655	29.485	33.804	287.2
5	2'00.692	26.191	31.388	29.366	33.747	284.2
6	2'00.818	26.451	31.295	29.337	33.735	285.7
7	2'00.610	26.302	31.160	29.322	33.826	287.2
8	2'00.961	26.276	31.302	29.444	33.939	283.4
9	2'00.267	26.232	31.151	29.134	33.750	284.9
10	2'00.493	26.133	31.110	29.341	33.909	283.4
11	2'00.788	26.360	30.956	29.451	34.021	285.7
12	2'01.127	26.423	31.118	29.523	34.063	280.5
13	2'00.340	26.285	31.027	29.392	33.636	283.4
14	2'00.112	25.989	30.974	29.267	33.882	288.0
15	2'00.364	26.395	31.001	29.153	33.815	276.9
16	2'00.347	26.255	31.040	29.267	33.785	280.5
17	2'00.013	26.097	30.886	29.336	33.694	280.5
18	2'00.247	26.098	31.168	29.197	33.784	281.9
19	1'59.866	26.021	30.962	29.195	33.688	283.4
20	2'01.153	26.457	31.220	29.616	33.860	286.4

17th 79 Ai OGURA IDEMITSU Honda Te JPN
Runs=1 Total laps=20 Full laps=19

1	2'09.786	34.036	32.074	29.822	33.854	191.8
2	2'01.119	26.665	31.228	29.504	33.722	284.2

8	2'01.042	26.408	31.233	29.456	33.945	286.4
9	2'00.724	26.267	31.405	29.305	33.747	284.9
10	2'00.514	26.288	31.035	29.352	33.839	284.9
11	2'00.467	26.166	30.939	29.548	33.814	284.9
12	2'00.827	26.243	31.160	29.425	33.999	283.4
13	2'00.487	26.387	31.037	29.310	33.753	281.2
14	2'00.064	26.235	30.867	29.287	33.675	285.7
15	2'00.363	26.400	30.976	29.229	33.758	280.5
16	2'00.682	26.269	31.053	29.380	33.980	285.7
17	2'00.082	26.255	30.856	29.345	33.626	281.2
18	1'59.950	26.141	30.969	29.207	33.633	285.7
19	2'01.130	26.285	31.062	29.915	33.868	280.5
20	2'00.593	26.391	30.845	29.458	33.899	279.0

18th 19 Lorenzo DALLA PO Italtrans Racing Team ITA
Runs=1 Total laps=20 Full laps=19

1	2'09.069	33.339	32.239	29.479	34.012	186.8
2	2'01.030	26.533	31.181	29.413	33.903	283.4
3	2'01.096	26.598	31.368	29.404	33.726	283.4
4	2'01.233	26.382	31.300	29.404	34.147	283.4
5	2'00.753	26.306	31.195	29.357	33.895	281.2
6	2'01.011	26.325	31.138	29.394	34.154	279.7
7	2'00.912	26.338	31.249	29.467	33.858	281.9
8	2'01.012	26.266	31.128	29.704	33.914	281.2
9	2'00.228	26.243	30.928	29.278	33.779	281.9
10	2'00.543	26.166	31.006	29.472	33.899	281.2
11	2'00.903	26.246	30.987	29.755	33.915	280.5
12	2'00.879	26.227	31.187	29.517	33.948	284.9
13	2'00.494	26.273	31.073	29.413	33.735	279.0
14	2'00.206	26.269	30.935	29.290	33.712	281.2
15	2'00.350	26.180	30.895	29.331	33.944	281.9
16	2'00.797	26.151	30.943	29.553	34.150	282.7
17	2'00.022	26.007	30.811	29.367	33.837	284.2
18	2'00.390	26.233	31.049	29.394	33.714	284.2
19	2'00.758	26.138	31.106	29.548	33.966	286.4
20	2'00.657	26.201	30.853	29.735	33.868	284.2

19th 62 Stefano MANZI Flexbox HP40 ITA
Runs=1 Total laps=20 Full laps=17

1	2'11.021	34.104	32.802	29.878	34.237	200.7
2	2'00.832	26.221	31.204	29.470	33.937	283.4
3	2'00.774	26.346	31.202	29.381	33.845	284.2
4	2'01.008	26.241	31.428	29.482	33.857	286.4
5	2'00.565	26.141	31.256	29.343	33.825	286.4
6	2'00.838	26.119	31.518	29.389	33.812	284.2
7	2'00.723	26.231	31.123	29.455	33.914	284.2
8	2'00.886	26.370	31.167	29.477	33.872	282.7
9	2'00.382	26.087	31.208	29.238	33.849	284.9
10	2'00.566	26.113	31.118	29.408	33.927	281.9
11	2'00.684 *	26.271	31.197	29.436	33.780 *	280.5
12	2'00.920 *	26.216	31.220	29.388	34.096 *	285.7

Fastest Lap: Remy GARDNER Red Bull KTM Ajo AUS 1'59.491 26.092 30.793 29.017 33.589

These data/results cannot be reproduced, stored and/or transmitted in whole or in part by any manner of electronic, mechanical, photocopying, recording, broadcasting or otherwise now known or herein after developed without the previous express consent by the copyright owner, except for reproduction in daily press and regular printed publications on sale to the public within 60 days of the event related to those data/results and always provided that copyright symbol appears together as follows below.
© DORNA, 2021

Race

Moto2

Lap	Lap Time	T1	T2	T3	T4	Speed	Lap	Lap Time	T1	T2	T3	T4	Speed	
13	2'00.423	26.160	31.248	<u>29.229</u>	<u>33.786</u>	284.2	22nd 11	Nicolò BULEGA					Federal Oil Gresini M	ITA
14	2'00.522	26.179	31.124	29.305	33.914	285.7		Runs=1	Total laps=20	Full laps=18				
15	2'01.121	26.409	31.163	29.490	34.059	278.3		1	2'09.469	33.602	32.130	29.769	33.968	182.4
16	2'01.019	26.311	31.127	29.459	34.122	278.3		2	2'00.756	26.373	31.102	29.382	33.899	286.4
17	2'01.500	26.346	31.304	29.695	34.155	279.7		3	2'02.049	26.902	32.017	29.387	<u>33.743</u>	<u>287.2</u>
18	2'01.475	26.435	31.312	29.625	34.103	279.7		4	2'01.906	26.158	31.547	29.852	34.349	284.9
19	2'01.776	26.405	31.487	29.703	34.181	279.7		5	<u>2'00.196</u>	26.218	<u>30.943</u>	29.287	33.748	276.9
20	2'01.894	26.407	31.372	29.790	34.325	277.6		6	2'03.296	26.184	33.689	29.590	33.833	283.4

20th 5 Yari MONTELLA MB Conveyors Speed ITA
Runs=1 Total laps=20 Full laps=19

1	2'11.404	34.415	32.651	29.929	34.409	201.8
2	2'01.420	26.559	31.387	29.568	33.906	285.7
3	2'00.896	26.394	31.274	<u>29.336</u>	33.892	282.7
4	2'01.808	26.414	31.127	30.066	34.201	<u>286.4</u>
5	2'01.328	26.405	31.243	29.574	34.106	279.7
6	2'01.142	26.448	31.283	29.563	33.848	278.3
7	2'01.616	26.403	31.464	29.679	34.070	284.9
8	2'01.232	26.522	31.350	29.456	33.904	273.4
9	2'01.015	26.391	31.207	29.462	33.955	279.7
10	2'01.327	26.422	31.207	29.668	34.030	279.0
11	2'01.111	26.475	31.102	29.689	33.845	280.5
12	2'01.499	26.586	31.314	29.644	33.955	283.4
13	2'01.267	26.521	31.128	29.622	33.996	281.9
14	2'01.062	26.368	31.247	29.570	33.877	279.7
15	2'00.931	26.351	31.229	29.456	33.895	276.9
16	2'00.820	26.411	<u>31.081</u>	29.352	33.976	274.1
17	2'00.947	26.316	31.187	29.597	33.847	277.6
18	<u>2'00.635</u>	26.321	31.093	29.502	<u>33.719</u>	277.6
19	2'00.711	<u>26.226</u>	31.163	29.398	33.924	279.0
20	2'01.616	26.259	31.145	30.083	34.129	274.8

21st 75 Albert ARENAS Inde Aspar Team SPA
Runs=1 Total laps=20 Full laps=19

1	2'11.770	34.254	33.468	29.895	34.153	196.3
2	2'01.562	26.404	31.507	29.656	33.995	<u>283.4</u>
3	2'01.189	26.441	31.266	29.527	33.955	280.5
4	2'01.024	26.366	31.134	29.543	33.981	281.9
5	2'00.827	<u>26.294</u>	31.113	29.466	33.954	281.9
6	2'01.215	26.591	31.110	29.545	33.969	278.3
7	2'01.965	26.424	31.298	30.101	34.142	277.6
8	2'00.999	26.408	31.237	29.469	33.885	279.0
9	2'01.001	26.439	31.133	29.446	33.983	274.8
10	2'01.341	26.426	31.266	29.678	33.971	275.5
11	2'01.320	26.500	31.137	29.710	33.973	276.9
12	2'01.401	26.603	31.156	29.693	33.949	276.9
13	2'01.049	26.377	31.205	29.571	33.896	276.2
14	2'01.242	26.370	31.172	29.629	34.071	277.6
15	2'01.202	26.448	31.098	29.802	33.854	272.7
16	2'01.078	26.657	<u>31.025</u>	29.485	33.911	274.8
17	2'00.872	26.346	31.154	29.553	33.819	280.5
18	<u>2'00.674</u>	26.338	31.126	<u>29.445</u>	<u>33.765</u>	281.9
19	2'01.070	26.454	31.168	29.582	33.866	282.7
20	2'01.030	26.316	31.097	29.687	33.930	276.2

23rd 35 Somkiat CHANTRA IDEMITSU Honda Te THA
Runs=1 Total laps=20 Full laps=17

1	2'08.449	33.158	31.882	29.446	33.963	187.8
2	2'01.041	26.534	31.208	29.418	33.881	<u>288.0</u>
3	2'00.410	26.248	31.309	<u>29.273</u>	33.580	281.9
4	2'00.715	26.476	31.032	29.331	33.876	284.9
5	2'00.611	26.127	<u>30.855</u>	29.559	34.070	279.0
6	2'00.592	26.518	31.089	29.339	33.646	273.4
7	2'00.915	26.500	31.297	29.329	33.789	282.7
8	2'00.594	26.267	30.992	29.330	34.005	279.0
9	2'00.461	26.161	30.980	29.306	34.014	283.4
10	2'01.207	26.677	31.220	29.466	33.844	273.4
11	2'00.472	26.269	31.101	29.412	33.690	284.2
12	2'00.969	26.515	31.046	29.415	33.993	284.2
13	<u>2'00.248</u>	26.343	31.078	29.290	<u>33.537</u>	285.7
14	2'00.268	<u>26.102</u>	30.935	29.383	33.848	287.2
15	2'01.806 *	26.503	31.881 *	29.750	33.672	275.5
16	2'00.402	26.230	31.147	29.329	33.696	283.4
17	2'00.347	26.121	31.005	29.350	33.871	282.7
18	2'00.989	26.535	31.434	29.310	33.710	280.5
19	2'00.757	26.179	31.344	29.473	33.761	281.2
	unfinished	26.304				279.0

24th 97 Xavi VIERGE Petronas Sprinta Raci SPA
Runs=1 Total laps=15 Full laps=13

1	2'09.996	33.891	32.472	29.814	33.819	187.8
2	2'00.710	26.270	31.279	29.390	33.771	<u>287.2</u>
3	2'00.746	26.266	31.488	<u>29.176</u>	33.816	283.4
4	2'01.001	26.257	31.415	29.287	34.042	285.7
5	2'00.386	26.109	31.126	29.291	33.860	279.0
6	2'00.453	26.176	31.054	29.355	33.868	276.2
7	2'00.312	26.080	31.039	29.360	33.833	277.6
8	<u>2'00.183</u>	<u>26.009</u>	30.946	29.347	33.881	277.6

Fastest Lap: Remy GARDNER Red Bull KTM Ajo AUS **1'59.491** 26.092 30.793 29.017 33.589

These data/results cannot be reproduced, stored and/or transmitted in whole or in part by any manner of electronic, mechanical, photocopying, recording, broadcasting or otherwise now known or herein after developed without the previous express consent by the copyright owner, except for reproduction in daily press and regular printed publications on sale to the public within 60 days of the event related to those data/results and always provided that copyright symbol appears together as follows below.
© DORNA, 2021

Race

Moto2

Lap	Lap Time	T1	T2	T3	T4	Speed	Lap	Lap Time	T1	T2	T3	T4	Speed
9	2'00.191	26.065	30.941	29.400	33.785	279.7							
10	2'00.652	26.331	31.090	29.506	33.725	286.4							
11	2'00.620	26.097	30.987	29.529	34.007	281.9							
12	2'01.099	26.325	31.186	29.437	34.151	276.2							
13	2'00.183	26.016	31.033	29.399	33.735	281.9							
14	2'01.383	26.537	31.650	29.429	33.767	279.7							
	unfinished	26.067	31.146			279.0							

25th 40		Hector GARZO		Flexbox HP40		SPA	
		Runs=1	Total laps=10	Full laps=5			
1	2'11.234	34.481	32.928	29.836	33.989	196.7	
2	2'01.330	26.271	31.099	29.981	33.979	288.0	
3	2'00.597	26.271	31.096	29.383	33.847	279.0	
4	2'01.036 *	26.282	31.099	29.384	34.271*	282.7	
5	2'00.293 *	26.174	31.168	29.257	33.694*	279.0	
6	2'00.639	26.209	31.267	29.353	33.810	287.2	
7	2'00.763 *	26.341	31.067	29.374	33.981*	285.7	
8	2'00.892	26.436	31.100	29.457	33.899	281.9	
9	2'01.070	26.208	31.254	29.641	33.967	284.9	
	unfinished	26.432	31.012			278.3	

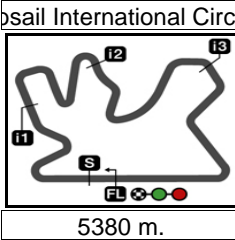
26th 55		Hafizh SYAHRIN		NTS RW Racing GP		MAL	
		Runs=1	Total laps=10	Full laps=8			
1	2'12.116	34.640	32.671	30.408	34.397	200.0	
2	2'02.158	26.675	31.549	29.689	34.245	282.7	
3	2'02.341	26.591	31.560	29.745	34.445	277.6	
4	2'02.211	26.657	31.410	29.780	34.364	276.9	
5	2'02.273	26.547	31.455	29.782	34.489	273.4	
6	2'02.354	26.728	31.363	29.764	34.499	269.3	
7	2'02.354	26.697	31.415	29.651	34.591	270.6	
8	2'02.611	26.699	31.455	29.828	34.629	268.6	
9	2'02.653	26.812	31.459	29.842	34.540	268.6	
	unfinished	26.757	32.180			270.0	

27th 7		Lorenzo BALDA		MV Agusta Forward R		ITA	
		Runs=1	Total laps=7	Full laps=4			
1	2'11.120	34.394	32.331	29.960	34.435	196.3	
2	2'01.468 *	26.542	31.246*	29.550	34.130	279.0	
3	2'00.987	26.289	31.394	29.328	33.976	274.8	
4	2'01.401	26.633	31.230	29.447	34.091	279.0	
5	2'01.014	26.253	31.105	29.464	34.192	275.5	
6	2'01.684	26.349	31.185	29.445	34.705	272.0	
	unfinished	26.449	31.316	29.653		276.2	

28th 42		Marcos RAMIREZ		American Racing		SPA	
		Runs=1	Total laps=1	Full laps=0			
	PIT	34.971	33.379	31.387	33.364	186.8	

Fastest Lap: Remy GARDNER Red Bull KTM Ajo AUS 1'59.491 26.092 30.793 29.017 33.589

These data/results cannot be reproduced, stored and/or transmitted in whole or in part by any manner of electronic, mechanical, photocopying, recording, broadcasting or otherwise now known or herein after developed without the previous express consent by the copyright owner, except for reproduction in daily press and regular printed publications on sale to the public within 60 days of the event related to those data/results and always provided that copyright symbol appears together as follows below.
© DORNA, 2021



BARWA GRAND PRIX OF QATAR

Race

Analysis by Lap

35

Num	Lap	Time	Gap	Num	Lap	Time	Gap	Num	Lap	Time	Gap	Num	Lap	Time	Gap				
Lap 1																			
72	2'05.818			72	2'00.474	0.474		72	1'59.956	0.878		96	2'00.233	2.357		64	2'00.578	5.664	
22	2'06.039	0.221		25	2'00.212	0.554		87	1'59.772	1.254		16	1'59.983	2.660		23	2'00.272	7.656	
64	2'06.439	0.621		96	2'00.163	0.881		96	2'00.012	1.256		21	1'59.783	2.934		12	2'00.738	8.865	
25	2'06.458	0.640		64	2'00.502	1.198		64	2'00.170	2.201		64	2'00.294	4.149		35	2'00.461	8.992	
96	2'06.574	0.756		87	2'00.092	1.233		16	2'00.088	2.343		9	2'00.141	4.504		13	2'00.669	9.071	
21	2'07.005	1.187		21	2'00.526	1.462		21	1'59.590	2.461		23	2'00.275	6.312		97	2'00.191	9.182	
16	2'07.543	1.725		9	2'00.330	3.001		9	2'00.050	3.502		13	2'00.596	6.793		37	2'00.393	10.647	
87	2'07.548	1.730		16	2'00.398	1.949		35	2'00.611	5.173		12	2'00.415	6.846		44	2'00.340	10.886	
13	2'08.045	2.227		9	2'00.330	3.001		13	2'00.417	5.236		35	2'00.915	7.269		6	2'00.118	11.175	
9	2'08.179	2.361		23	2'00.603	3.626		23	2'00.679	5.288		97	2'00.312	8.140		19	2'00.228	11.548	
23	2'08.286	2.468		13	2'00.944	3.762		12	2'00.105	5.371		37	2'00.372	9.037		14	2'00.267	11.688	
35	2'08.449	2.631		35	2'00.410	3.887		97	2'00.386	6.786		6	2'00.365	9.177		62	2'00.382	12.233	
19	2'09.069	3.251		12	2'00.723	5.126		19	2'00.753	7.128		44	2'00.635	9.335		79	2'00.724	12.311	
44	2'09.158	3.340		44	2'01.126	5.135		44	2'00.759	7.290		19	2'00.912	9.640		40	2'01.070	13.058	
12	2'09.301	3.483		19	2'01.096	5.182		79	2'00.926	7.356		14	2'00.610	9.792		11	2'00.652	15.846	
11	2'09.469	3.651		97	2'00.746	5.439		6	2'00.301	7.496		79	2'00.784	9.877		75	2'01.001	16.756	
37	2'09.657	3.839		37	2'01.032	5.491		37	2'00.931	7.633		62	2'00.723	10.297		5	2'01.015	17.065	
79	2'09.786	3.968		79	2'00.668	5.560		14	2'00.692	7.775		40	2'00.763	10.428		55	2'02.653	26.275	
14	2'09.860	4.042		14	2'00.854	5.829		62	2'00.565	8.147		11	2'01.745	13.953					
97	2'09.996	4.178		6	2'00.582	5.972		11	2'00.196	8.323		75	2'01.965	14.088		Lap 10			
6	2'10.077	4.259		11	2'02.049	6.261		40	2'00.293	8.437		5	2'01.616	14.150		22	1'59.762		
62	2'11.021	5.203		62	2'00.774	6.614		7	2'01.014	9.937		55	2'02.354	20.343		87	1'59.864	1.413	
7	2'11.120	5.302		40	2'00.597	7.148		75	2'00.827	10.319						25	2'00.208	2.186	
40	2'11.234	5.416		7	2'00.987	7.562		5	2'01.328	10.803		Lap 8				72	2'00.011	2.882	
5	2'11.404	5.586		5	2'00.896	7.707		55	2'02.273	15.046		22	1'59.803			21	2'00.394	4.108	
75	2'11.770	5.952		75	2'01.189	8.508		Lap 6				16	2'00.830	4.362					
55	2'12.116	6.298		55	2'02.341	10.602		22	1'59.696			96	2'00.518	4.484					
Lap 2																			
72	2'00.195			22	1'59.747			25	1'59.862	0.370		72	2'00.475	1.676		64	2'00.621	6.523	
22	2'00.079	0.105		25	1'59.980	0.787		72	1'59.779	0.961		16	2'00.292	2.846		23	2'00.023	7.917	
25	1'59.897	0.342		72	2'00.488	1.215		87	1'59.550	1.108		21	2'00.021	2.878		12	2'00.891	9.994	
64	2'00.270	0.696		96	2'00.403	1.537		96	2'00.279	1.839		64	2'00.269	4.615		97	2'00.652	10.072	
96	2'00.157	0.718		87	2'00.289	1.775		16	1'59.745	2.392		9	1'59.954	4.655		13	2'00.938	10.247	
21	1'59.944	0.936		64	2'00.873	2.324		21	2'00.101	2.866		23	2'00.404	6.913		35	2'01.207	10.437	
87	1'59.606	1.141		16	2'00.346	2.548		64	2'01.065	3.570		12	2'00.613	7.656		37	2'00.429	11.314	
16	2'00.021	1.551		21	2'01.449	3.164		9	2'00.272	4.078		13	2'00.941	7.931		44	2'00.352	11.476	
9	2'00.505	2.671		9	2'00.491	3.745		23	2'00.160	5.752		35	2'00.594	8.060		6	2'00.069	11.482	
13	2'00.786	2.818		35	2'00.715	4.855		13	2'00.372	5.912		97	2'00.183	8.520		19	2'00.543	12.329	
23	2'00.750	3.023		23	2'01.023	4.902		35	2'00.592	6.069		37	2'00.549	9.783		14	2'00.493	12.419	
35	2'01.041	3.477		13	2'01.097	5.112		12	2'00.471	6.146		44	2'00.543	10.075		62	2'00.566	13.037	
44	2'00.864	4.009		12	2'01.097	5.112		97	2'00.453	7.543		6	2'01.212	10.586		79	2'00.514	13.063	
19	2'01.030	4.086		12	2'01.097	5.112		37	2'00.443	8.380		19	2'01.012	10.849		11	2'00.755	16.839	
11	2'00.756	4.212		19	2'01.233	6.668		44	2'00.821	8.415		14	2'00.961	10.950		75	2'01.341	18.335	
12	2'01.115	4.403		97	2'01.001	6.693		19	2'01.011	8.443		79	2'01.042	11.116		5	2'01.327	18.630	
37	2'00.815	4.459		79	2'00.910	6.723		6	2'00.727	8.527		62	2'00.886	11.380					
97	2'00.710	4.693		44	2'01.436	6.824		79	2'01.148	8.808		40	2'00.892	11.517		Lap 11			
79	2'01.119	4.892		37	2'01.251	6.995		14	2'00.818	8.897		22	2'00.573	14.723		22	2'00.014		
14	2'01.128	4.975		14	2'01.294	7.376		62	2'00.838	9.289		75	2'00.999	15.284		87	1'59.933	1.332	
6	2'01.326	5.390		6	2'01.263	7.488		40	2'00.639	9.380		5	2'01.232	15.579		25	1'59.997	2.169	
62	2'00.832	5.840		62	2'01.008	7.875		75	2'01.215	11.838		72	2'00.171	3.039		21	1'59.844	3.938	
40	2'01.330	6.551		11	2'01.906	8.420		11	2'03.296	11.923		16	2'00.081	4.429		96	2'00.145	4.615	
7	2'01.468	6.575		40	2'01.036	8.437		7	2'01.684	11.925		9	2'00.255	6.503		64	2'00.274	6.783	
5	2'01.420	6.811		7	2'01.401	9.216		5	2'01.142	12.249		62	2'00.620	10.678		23	2'00.149	8.052	
75	2'01.562	7.319		5	2'01.808	9.788		55	2'02.354	17.704		12	2'00.756	10.736		97	2'00.620	10.678	
55	2'02.158	8.261		75	2'01.024	9.785		Lap 9				13	2'00.614	10.847					
Lap 3																			
22	2'00.293			22	2'00.293			22	1'59.529			62	2'00.886	11.380		35	2'00.472	10.895	
25	1'59.710	0.204		25	1'59.710	0.204		87	1'59.876	1.311		40	2'00.892	11.517					
Lap 4																			
22	1'59.747			25	1'59.980	0.787		25	2'00.619	1.740		11	2'00.573	14.723					
22	2'00.079	0.105		72	2'00.488	1.215		72	2'00.486	2.633		75	2'00.999	15.284					
25	1'59.897	0.342		96	2'00.403	1.537		16	1'59.945	3.294		5	2'01.232	15.579					
64	2'00.270	0.696		87	2'00.289	1.775		21	1'59.992	3.476		55	2'02.611	23.151					
96	2'00.157	0.718		64	2'00.873	2.324		72	2'00.486	2.633									
21	1'59.944	0.936		16	2'00.346	2.548		16	1'59.945	3.294									
87	1'59.606	1.141		21	2'01.449	3.164		21	1'59.992	3.476									
16	2'00.021	1.551		9	2'00.491	3.745		9	2'00.281	3.728									
9	2'00.505	2.671		35	2'00.715	4.855		6	2'00.727	8.527									
13	2'00.786	2.818		23	2'01.023	4.902		79	2'01.148	8.808									
23	2'00.750	3.023		13	2'01.097	5.112		14	2'00.818	8.897									
35	2'01.041	3.477		12	2'01.097	5.112		62	2'00.838	9.289									
44	2'00.864	4.009		19	2'01.233	6.668		40	2'00.639	9.380									

Num Lap Time Gap

37	2'00.367	11.667
44	2'00.346	11.808
6	2'00.374	11.842
14	2'00.788	13.193
19	2'00.903	13.218
79	2'00.467	13.516
62	2'00.684	13.707
11	2'00.776	17.601
75	2'01.320	19.641
5	2'01.111	19.727

Lap 12

22	1'59.661	
87	1'59.598	1.269
25	1'59.754	2.262
72	2'00.142	3.520
21	1'59.867	4.144
16	1'59.946	4.714
96	2'00.013	4.967
9	2'00.391	7.233
64	2'00.290	7.412
23	1'59.815	8.206
12	2'00.461	11.536
13	2'00.899	12.085
97	2'01.099	12.116
35	2'00.969	12.203
6	2'00.289	12.470
37	2'00.653	12.659
44	2'00.616	12.763
19	2'00.879	14.436
14	2'01.127	14.659
79	2'00.827	14.682
62	2'00.920	14.966
11	2'00.873	18.813
75	2'01.401	21.381
5	2'01.499	21.565

Lap 13

22	1'59.502	
87	1'59.491	1.258
25	1'59.969	2.729
72	1'59.993	4.011
21	1'59.803	4.445
16	1'59.958	5.170
96	1'59.893	5.358
9	2'00.377	8.108
64	2'00.216	8.126
23	1'59.771	8.475
12	2'00.341	12.375
97	2'00.183	12.797
13	2'00.283	12.866
35	2'00.248	12.949
37	2'00.359	13.516
6	2'00.681	13.649
44	2'00.707	13.968
19	2'00.494	15.428
14	2'00.340	15.497
79	2'00.487	15.667
62	2'00.423	15.887
11	2'00.476	19.787
75	2'01.049	22.928
5	2'01.267	23.330

Lap 14

22	1'59.583	
87	1'59.837	1.512
25	2'00.155	3.301
72	2'00.012	4.440
21	1'59.992	4.854
16	2'00.030	5.617

96	2'00.184	5.959
64	2'00.318	8.861
9	2'00.457	8.982
23	2'00.135	9.027
12	2'00.412	13.204
35	2'00.268	13.634
13	2'00.432	13.715
6	2'00.045	14.111
37	2'00.313	14.246
97	2'01.383	14.597
44	2'00.329	14.714
14	2'00.112	16.026
19	2'00.206	16.051
79	2'00.064	16.148
62	2'00.522	16.826
11	2'00.856	21.060
75	2'01.242	24.587
5	2'01.062	24.809

Lap 15

22	2'00.042	
87	2'00.105	1.575
25	2'00.374	3.633
72	1'59.864	4.262
21	1'59.785	4.597
16	1'59.941	5.516
96	1'59.764	5.681
64	2'00.435	9.254
23	2'00.283	9.268
9	2'00.839	9.779
13	2'00.395	14.068
12	2'00.927	14.089
6	2'00.122	14.191
37	2'00.515	14.719
44	2'00.600	15.272
35	2'01.806	15.398
14	2'00.364	16.348
19	2'00.350	16.359
79	2'00.363	16.469
62	2'01.121	17.905
11	2'01.578	22.596
5	2'00.931	25.698
75	2'01.202	25.747

Lap 16

22	1'59.805	
87	1'59.907	1.677
25	2'00.036	3.864
72	1'59.891	4.348
21	1'59.873	4.665
16	1'59.880	5.591
96	2'00.140	6.016
23	2'00.100	9.563
64	2'00.895	10.344
9	2'00.920	10.894
13	2'00.403	14.666
12	2'00.679	14.963
6	2'00.747	15.133
37	2'00.601	15.515
44	2'00.310	15.777
35	2'00.402	15.995
14	2'00.347	16.890
79	2'00.682	17.346
19	2'00.797	17.351
62	2'01.019	19.119
11	2'01.487	24.278
5	2'00.820	26.713
75	2'01.078	27.020

Lap 17

22	1'59.752	
87	2'00.026	1.951
25	2'00.347	4.459
72	1'59.918	4.514
21	1'59.889	4.802
16	2'00.243	6.082
96	2'00.335	6.599
23	2'00.187	9.998
64	2'00.560	11.152
9	2'01.393	12.535
13	2'00.581	15.495
12	2'00.422	15.633
6	2'00.280	15.661
44	2'00.517	16.542
35	2'00.347	16.590
37	2'00.830	16.593
14	2'00.013	17.151
19	2'00.022	17.621
79	2'00.082	17.676
62	2'01.500	20.867
11	2'01.761	26.287
5	2'00.947	27.908
75	2'00.872	28.140

Lap 18

22	2'00.117	
87	1'59.952	1.786
72	1'59.964	4.361
21	2'00.340	5.025
25	2'00.842	5.184
16	2'00.420	6.385
96	2'00.552	7.034
23	2'00.145	10.026
64	2'00.535	11.570
9	2'01.174	13.592
13	2'00.241	15.619
12	2'00.227	15.743
6	2'00.354	15.898
44	2'00.494	16.919
14	2'00.247	17.281
37	2'00.869	17.345
35	2'00.989	17.462
79	1'59.950	17.509
19	2'00.390	17.894
62	2'01.475	22.225
11	2'02.224	28.394
5	2'00.635	28.426
75	2'00.674	28.697

Lap 19

22	1'59.798	
87	2'00.289	2.277
72	2'00.283	4.846
21	1'59.776	5.003
25	2'00.498	5.884
16	2'00.012	6.599
96	2'00.563	7.799
23	2'00.380	10.608
64	2'00.552	12.324
9	2'01.364	15.158
13	2'01.127	16.948
6	2'00.905	17.005
12	2'01.276	17.221
44	2'00.124	17.245
14	1'59.866	17.349
37	2'00.130	17.677
35	2'00.757	18.421
79	2'01.130	18.841
19	2'00.758	18.854
62	2'01.776	24.203

5	2'00.711	29.339
75	2'01.070	29.969
11	2'02.027	30.623

Lap 20

22	2'00.291	
87	2'00.274	2.260
21	2'00.516	5.228
72	2'00.686	5.241
25	2'00.552	6.145
16	2'00.478	6.786
96	2'01.213	8.721
23	2'00.594	10.911
64	2'00.460	12.493
9	2'01.933	16.800
6	2'00.433	17.147
13	2'00.632	17.289
44	2'00.573	17.527
37	2'00.154	17.540
12	2'00.886	17.816
14	2'01.153	18.211
79	2'00.593	19.143
19	2'00.657	19.220
62	2'01.894	25.806
5	2'01.616	30.664
75	2'01.030	30.708
11	2'02.432	32.764

Lapped rider

These data/results cannot be reproduced, stored and/or transmitted in whole or in part by any manner of electronic, mechanical, photocopying, recording, broadcasting or otherwise now known or herein after developed without the previous express consent by the copyright owner, except for reproduction in daily press and regular printed publications on sale to the public within 60 days of the event related to those data/results and always provided that copyright symbol appears together as follows below.

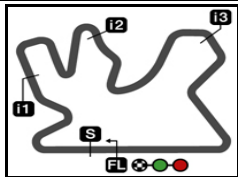
© DORNA, 2021

Official MotoGP Timing by TISSOT
www.motogp.com

Doha, Sunday, March 28, 2021

Page 2 of 2





5380 m.

BARWA GRAND PRIX OF QATAR

2021 Rookie of the Year Classification

Moto2™

36

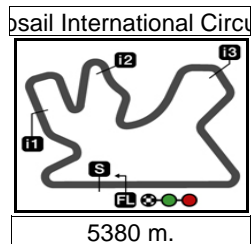
Rider	<i>Nation</i>	<i>Points</i>	<i>Leader Previous</i>	QAT	<i>DOH</i>	<i>POR</i>	<i>SPA</i>	<i>FRA</i>	<i>ITA</i>	<i>CAT</i>	<i>GER</i>	<i>NED</i>	<i>FIN</i>	<i>AUT</i>	<i>GBR</i>	<i>ARA</i>	<i>RSM</i>	<i>JPN</i>	<i>THA</i>	<i>AUS</i>	<i>MAL</i>	<i>VAL</i>	
1 FERNANDEZ Raul	SPA	11		11																			
2 BEAUBIER Cameron	USA	5	6	6	5																		
3 VIETTI Celestino	ITA	4	7	1	4																		

These data/results cannot be reproduced, stored and/or transmitted in whole or in part by any manner of electronic, mechanical, photocopying, recording, broadcasting or otherwise now known or herein after developed without the previous express consent by the copyright owner, except for reproduction in daily press and regular printed publications on sale to the public within 60 days of the event related to those data/results and always provided that copyright symbol appears together as follows below.
© DORNA, 2021

Official MotoGP Timing by **TISSOT**
www.motogp.com

Doha, Sunday, March 28, 2021





Results and timing service provided by **TISSOT**

After the **BARWA GRAND PRIX OF QATAR**

Moto2™

2021 Riders Performance

(Qualifying Position - Starting Position - Race Position)

37

Rider	Points	QAT	DOH	POR	SPA	FRA	ITA	CAT	GER	NED	FIN	AUT	GBR	ARA	RSM	JPN	THA	AUS	MAL	VAL	
1 LOWES Sam	25	1																			
		1-1	-	-	-	-	-	-	-	-	-	-	-	-	-	-	-	-	-	-	-
2 GARDNER Remy	20	6																			
		6-2	-	-	-	-	-	-	-	-	-	-	-	-	-	-	-	-	-	-	-
3 DI GIANNANTONIO Fabio	16	8																			
		7-3	-	-	-	-	-	-	-	-	-	-	-	-	-	-	-	-	-	-	-
4 BEZZECCHI Marco	13	4																			
		4-4	-	-	-	-	-	-	-	-	-	-	-	-	-	-	-	-	-	-	-
5 FERNANDEZ Raul	11	2																			
		2-5	-	-	-	-	-	-	-	-	-	-	-	-	-	-	-	-	-	-	-
6 ROBERTS Joe	10	5																			
		5-6	-	-	-	-	-	-	-	-	-	-	-	-	-	-	-	-	-	-	-
7 DIXON Jake	9	7																			
		10-7	-	-	-	-	-	-	-	-	-	-	-	-	-	-	-	-	-	-	-
8 SCHROTTER Marcel	8	13																			
		13-8	-	-	-	-	-	-	-	-	-	-	-	-	-	-	-	-	-	-	-
9 BENDSNEYDER Bo	7	3																			
		3-9	-	-	-	-	-	-	-	-	-	-	-	-	-	-	-	-	-	-	-
10 NAVARRO Jorge	6	9																			
		8-10	-	-	-	-	-	-	-	-	-	-	-	-	-	-	-	-	-	-	-
11 BEAUBIER Cameron	5	22																			
		22-11	-	-	-	-	-	-	-	-	-	-	-	-	-	-	-	-	-	-	-
12 VIETTI Celestino	4	10																			
		9-12	-	-	-	-	-	-	-	-	-	-	-	-	-	-	-	-	-	-	-
13 CANET Aron	3	12																			
		12-13	-	-	-	-	-	-	-	-	-	-	-	-	-	-	-	-	-	-	-

NC=Not classified NL=Not finished first lap NP=Not started race re-start N2=Not finished first lap race re-start EX=Excluded NS=Not Started DS=Disqualified

These data/results cannot be reproduced, stored and/or transmitted in whole or in part by any manner of electronic, mechanical, photocopying, recording, broadcasting or otherwise now known or herein after developed without the previous express consent by the copyright owner, except for reproduction in daily press and regular printed publications on sale to the public within 60 days of the event related to those data/results and always provided that copyright symbol appears together as follows below.
© DORNA, 2021

Official MotoGP Timing by **TISSOT**
www.motogp.com

Doha, Sunday, March 28, 2021



	Rider	Points	QAT	DOH	POR	SPA	FRA	ITA	CAT	GER	NED	FIN	AUT	GBR	ARA	RSM	JPN	THA	AUS	MAL	VAL	
14	FERNANDEZ Augusto	2	21																			
			21-14	-	-	-	-	-	-	-	-	-	-	-	-	-	-	-	-	-	-	-
15	LUTHI Thomas	1	17																			
			17-15	-	-	-	-	-	-	-	-	-	-	-	-	-	-	-	-	-	-	-
16	ARBOLINO Tony	0	18																			
			18-16	-	-	-	-	-	-	-	-	-	-	-	-	-	-	-	-	-	-	-
17	OGURA Ai	0	19																			
			19-17	-	-	-	-	-	-	-	-	-	-	-	-	-	-	-	-	-	-	-
18	DALLA PORTA Lorenzo	0	14																			
			14-18	-	-	-	-	-	-	-	-	-	-	-	-	-	-	-	-	-	-	-
19	MANZI Stefano	0	24																			
			24-19	-	-	-	-	-	-	-	-	-	-	-	-	-	-	-	-	-	-	-
20	MONTELLA Yari	0	27																			
			27-20	-	-	-	-	-	-	-	-	-	-	-	-	-	-	-	-	-	-	-
21	ARENAS Albert	0	23																			
			23-21	-	-	-	-	-	-	-	-	-	-	-	-	-	-	-	-	-	-	-
22	BULEGA Nicolò	0	11																			
			11-22	-	-	-	-	-	-	-	-	-	-	-	-	-	-	-	-	-	-	-
23	CHANTRA Somkiat	0	16																			
			16-NC	-	-	-	-	-	-	-	-	-	-	-	-	-	-	-	-	-	-	-
24	VIERGE Xavi	0	15																			
			15-NC	-	-	-	-	-	-	-	-	-	-	-	-	-	-	-	-	-	-	-
25	GARZO Hector	0	25																			
			25-NC	-	-	-	-	-	-	-	-	-	-	-	-	-	-	-	-	-	-	-
26	SYAHRIN Hafizh	0	28																			
			28-NC	-	-	-	-	-	-	-	-	-	-	-	-	-	-	-	-	-	-	-
27	BALDASSARRI Lorenzo	0	26																			
			26-NC	-	-	-	-	-	-	-	-	-	-	-	-	-	-	-	-	-	-	-
28	RAMIREZ Marcos	0	20																			
			20-NC	-	-	-	-	-	-	-	-	-	-	-	-	-	-	-	-	-	-	-


NC=Not classified NL=Not finished first lap NP=Not started race re-start N2=Not finished first lap race re-start EX=Excluded NS=Not Started DS=Disqualified

These data/results cannot be reproduced, stored and/or transmitted in whole or in part by any manner of electronic, mechanical, photocopying, recording, broadcasting or otherwise now known or herein after developed without the previous express consent by the copyright owner, except for reproduction in daily press and regular printed publications on sale to the public within 60 days of the event related to those data/results and always provided that copyright symbol appears together as follows below.
© DORNA, 2021

Official MotoGP Timing by TISSOT
www.motogp.com

Doha, Sunday, March 28, 2021





BARWA GRAND PRIX OF QATAR
Official Starting Grid

Race : 20 laps = 107.6 km



1	1 1'58.726 22 Sam LOWES Kalex	2 1'58.866 25 Raul FERNANDEZ Kalex	3 1'58.959 64 Bo BENDSNEYDER Kalex
2	4 1'59.052 72 Marco BEZZECCHI Kalex	5 1'59.168 16 Joe ROBERTS Kalex	6 1'59.197 87 Remy GARDNER Kalex
3	7 1'59.241 21 Fabio DI GIANNANTONIO Kalex	8 1'59.420 9 Jorge NAVARRO Boscoscuro	9 1'59.439 13 Celestino VIETTI Kalex
4	10 1'59.203 96 Jake DIXON Kalex	11 1'59.454 11 Nicolò BULEGA Kalex	12 1'59.477 44 Aron CANET Boscoscuro
5	13 1'59.487 23 Marcel SCHROTTER Kalex	14 1'59.531 19 Lorenzo DALLA PORTA Kalex	15 1'59.620 97 Xavi VIERGE Kalex
6	16 1'59.899 35 Somkiat CHANTRA Kalex	17 1'59.908 12 Thomas LUTHI Kalex	18 1'59.925 14 Tony ARBOLINO Kalex
7	19 1'59.498 79 Ai OGURA Kalex	20 1'59.638 42 Marcos RAMIREZ Kalex	21 1'59.667 37 Augusto FERNANDEZ Kalex
8	22 1'59.673 6 Cameron BEAUBIER Kalex	23 1'59.710 75 Albert ARENAS Boscoscuro	24 1'59.819 62 Stefano MANZI Kalex

The results are provisional until the end of the limit for protest and appeals and until the ratification of the Event Management Committee.

Time limit for protest expires 60' at the latest after publication of the results - Time:

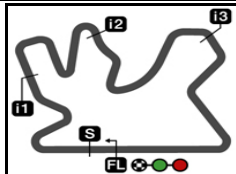
These data/results cannot be reproduced, stored and/or transmitted in whole or in part by any manner of electronic, mechanical, photocopying, recording, broadcasting or otherwise now known or herein after developed without the previous express consent by the copyright owner, except for reproduction in daily press and regular printed publications on sale to the public within 60 days of the event related to those data/results and always provided that copyright symbol appears together as follows below.

© DORNA, 2021

Official MotoGP Timing by TISSOT
www.motogp.com

Doha, Sunday, March 28, 2021





5380 m.

BARWA GRAND PRIX OF QATAR
Official Starting Grid

Race : 20 laps = 107.6 km

9

25
2'00.015
40 Hector GARZO
Kalex

26
2'00.135
7 Lorenzo BALDASSARRI
MV Agusta

27
2'00.173
5 Yari MONTELLA
Boscoscuro

10

28
2'00.644
55 Hafizh SYHRIN
NTS

The results are provisional until the end of the limit for protest and appeals and until the ratification of the Event Management Committee.

Time limit for protest expires 60' at the latest after publication of the results - Time:

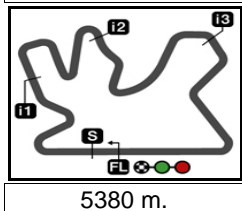
These data/results cannot be reproduced, stored and/or transmitted in whole or in part by any manner of electronic, mechanical, photocopying, recording, broadcasting or otherwise now known or herein after developed without the previous express consent by the copyright owner, except for reproduction in daily press and regular printed publications on sale to the public within 60 days of the event related to those data/results and always provided that copyright symbol appears together as follows below.

© DORNA, 2021

Official MotoGP Timing by **TISSOT**
www.motogp.com

Doha, Sunday, March 28, 2021





BARWA GRAND PRIX OF QATAR

Race

Top Speed & Average



Rider	Nation	Motorcycle	Top 5 speeds					Average	Top
6 Cameron BEAUBIER	USA	KALEX	291.1	291.1	289.5	289.5	289.5	290.1	291.1
37 Augusto FERNANDEZ	SPA	KALEX	291.1	290.3	288.7	288.0	288.0	288.9	291.1
14 Tony ARBOLINO	ITA	KALEX	290.3	288.7	288.0	287.2	287.2	288.3	290.3
35 Somkiat CHANTRA	THA	KALEX	288.0	287.2	285.7	284.9	284.2	285.7	288.0
40 Hector GARZO	SPA	KALEX	288.0	287.2	285.7	284.9	282.7	285.7	288.0
11 Nicolò BULEGA	ITA	KALEX	287.2	286.4	284.9	283.4	276.9	283.8	287.2
12 Thomas LUTHI	SWI	KALEX	287.2	285.7	285.7	285.7	284.9	285.8	287.2
23 Marcel SCHROTTER	GER	KALEX	287.2	282.7	280.5	280.5	277.6	281.7	287.2
97 Xavi VIERGE	SPA	KALEX	287.2	286.4	285.7	283.4	281.9	284.4	287.2
5 Yari MONTELLA	ITA	BOSCOSCURO	286.4	285.7	284.9	283.4	282.7	284.6	286.4
13 Celestino VIETTI	ITA	KALEX	286.4	285.7	285.7	285.7	284.9	285.7	286.4
19 Lorenzo DALLA PORTA	ITA	KALEX	286.4	284.9	284.2	284.2	284.2	284.8	286.4
62 Stefano MANZI	ITA	KALEX	286.4	286.4	285.7	285.7	284.9	285.8	286.4
79 Ai OGURA	JPN	KALEX	286.4	285.7	285.7	285.7	285.7	285.8	286.4
44 Aron CANET	SPA	BOSCOSCURO	285.7	283.4	283.4	282.7	281.9	283.2	285.7
9 Jorge NAVARRO	SPA	BOSCOSCURO	284.9	280.5	279.7	279.0	278.3	280.5	284.9
25 Raul FERNANDEZ	SPA	KALEX	283.4	281.2	280.5	280.5	279.7	281.1	283.4
64 Bo BENDSNEYDER	NED	KALEX	283.4	281.2	279.7	279.7	279.0	280.6	283.4
75 Albert ARENAS	SPA	BOSCOSCURO	283.4	282.7	281.9	281.9	281.9	282.4	283.4
96 Jake DIXON	GBR	KALEX	283.4	280.5	279.7	279.7	279.7	280.6	283.4
21 Fabio DI GIANNANTONIO	ITA	KALEX	282.7	282.7	282.7	280.5	280.5	281.8	282.7
55 Hafizh SYAHRIN	MAL	NTS	282.7	277.6	276.9	273.4	270.6	276.2	282.7
22 Sam LOWES	GBR	KALEX	281.9	279.0	275.5	275.5	274.8	276.9	281.9
72 Marco BEZZECCHI	ITA	KALEX	281.9	279.7	279.0	278.3	278.3	279.4	281.9
87 Remy GARDNER	AUS	KALEX	281.9	281.2	279.0	279.0	277.6	279.7	281.9
16 Joe ROBERTS	USA	KALEX	280.5	279.7	278.3	278.3	277.6	278.9	280.5
7 Lorenzo BALDASSARRI	ITA	MV AGUSTA	279.0	279.0	276.2	275.5	274.8	276.9	279.0
42 Marcos RAMIREZ	SPA	KALEX	186.8					186.8	186.8

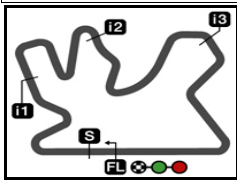
These data/results cannot be reproduced, stored and/or transmitted in whole or in part by any manner of electronic, mechanical, photocopying, recording, broadcasting or otherwise now known or herein after developed without the previous express consent by the copyright owner, except for reproduction in daily press and regular printed publications on sale to the public within 60 days of the event related to those data/results and always provided that copyright symbol appears together as follows below.

© DORNA, 2021

Official MotoGP Timing by TISSOT
www.motogp.com



Doha, Sunday, March 28, 2021




5380 m.

BARWA GRAND PRIX OF QATAR

Race

Fastest Laps Sequence

Lap	Race Time	 Rider	Nation	Motorcycle	Time	Km/h	Riders's Lap
2	4'06.013	72 Marco BEZZECCHI	ITA	KALEX	2'00.195	161.1	2
2	4'06.118	22 Sam LOWES	GBR	KALEX	2'00.079	161.2	2
2	4'06.355	25 Raul FERNANDEZ	SPA	KALEX	1'59.897	161.5	2
2	4'07.154	87 Remy GARDNER	AUS	KALEX	1'59.606	161.9	2
5	10'08.514	21 Fabio DI GIANNANTONI	ITA	KALEX	1'59.590	161.9	5
6	12'06.857	87 Remy GARDNER	AUS	KALEX	1'59.550	162.0	6
9	18'04.796	22 Sam LOWES	GBR	KALEX	1'59.529	162.0	9
13	26'03.735	22 Sam LOWES	GBR	KALEX	1'59.502	162.0	13
13	26'04.993	87 Remy GARDNER	AUS	KALEX	1'59.491	162.0	13

These data/results cannot be reproduced, stored and/or transmitted in whole or in part by any manner of electronic, mechanical, photocopying, recording, broadcasting or otherwise now known or herein after developed without the previous express consent by the copyright owner, except for reproduction in daily press and regular printed publications on sale to the public within 60 days of the event related to those data/results and always provided that copyright symbol appears together as follows below.

© DORNA, 2021

Official MotoGP Timing by TISSOT
www.motogp.com

Doha, Sunday, March 28, 2021

